


PRICE ONE SHILLING



COLONY AND PROTECTORATE OF KENYA

""""""DEVELOPMENT PROGRAMME

AN ILLUSTRATED
VERSION OF
SESSIONAL PAPER
No. 77 OF 1986/57






CONTENTS

PART 1	GROWTH OF THE ECONOMY	
	National Income 1947-1955	3
	Indicators of Expansion 1946-1955	4
PART 2	PLANNED EXPENDITURE 1957-1960	
	Development Funds	6
	1954-57 Versus 1957-60	7
	Economic Services	8
	Social Services	9
	Security Services	10
	General Services	11
PART 3	IMPLICATIONS OF THE PLAN	
	National Debt	12
	Recurrent Costs in 1960	13
	Education	14
	Agriculture (Swynnerton Plan)	14
	Works Programme	15













NATIONAL INCOME 1947-1955



PART ONE

INDICATORS OF EXPANSION

1946

POPULATION		5,227,000	
WAGE BILL		£14,700,000	
IMPORTS		£14,198,000	
EXPORTS		£8,408,000	
SALES OF ELECTRICITY		34,440,000 KWH.	
BANK DEPOSITS		£23,836,000	

1946-1955

1955



6,048,000



£67,100,000



£71,523,000



£28,017,000








194,640,000 KWH







£57,924,000

PART TWO 2

DEVELOPMENT FUNDS






 <p>LOAN PROGRAMME</p>	£18,000,000	
 <p>C. D. & W. GRANTS</p>	£2,003,000	
 <p>TRANSFERS FROM COLONY REVENUE</p>	£1,019,000	
 <p>FEEs FOR DEVELOPMENT SERVICES</p>	£760,000	
 <p>GRANTS FROM I.C.A.</p>	£250,000	
TOTAL	£22,032,000	

1954-57 VERSUS 1957-60

1954-57 - 3½ YEARS		1957-60 - 3 YEARS	
61.5%		64.7%	
£21,838,755	ECONOMIC SERVICES	£15,091,400	
19.7%		18.6%	
£7,003,353	SOCIAL SERVICES	£4,340,295	
9.8%		6.7%	
£3,497,791	SECURITY SERVICES	£1,552,825	
9%		10%	
£3,197,852	GENERAL SERVICES	£2,344,930	





PART 1

ECONOMIC SERVICES

OTHER	WATER	AIRFIELDS	ROADS	AGRICULTURE	EDUCATION	HEALTH	AFRICAN HOUSING
 <p>£2,607,600</p>	 <p>£924,800</p>	 <p>£1,092,000</p>	 <p>£2,000,000</p>	 <p>£8,467,000</p>			

TOTAL £15,091,400





SOCIAL SERVICES

	£2,210,275	
	£880,000	
	£818,000	
	£432,020	

TOTAL £4,340,295





PART TWO

SECURITY SERVICES

ARMY		£799,200	
PRISONS		£377,000	
POLICE		£352,000	
OTHER		£24,625	

TOTAL £1,552,825

GENERAL SERVICES

PUBLIC WORKS Non-recurrent		£750,000	
STAFF HOUSING		£600,000	
P.W.D. BUILDINGS		£449,000	
OTHER		£545,930	








TOTAL £2,344,930

PART THREE

NATIONAL DEBT

SCHOOLS

RECURRENT COSTS IN 1960


 LOAN CHARGES		£1,170,000
 EUROPEAN		£103,600
 ASIAN		£141,000
 ARAB		£13,500
 AFRICAN		£298,750
TECHNICAL AND TRADE SCHOOLS		£52,150
 BUILDING MAINTENANCE		£75,000
 OTHER		£281,300

PART THREE

EDUCATION

SCHOOL POPULATION	EUROPEAN	3,219		9,045		11,000		BUILDINGS
	ASIAN	17,705		38,755		45,000		
	AFRICAN	209,318		398,398		700,000		ROADS
			1946		1955		1960 (EST.)	
AGRICULTURE (SWYNNERTON PLAN)								
VALUE OF CASH CROPS	COFFEE	£555,300		£1,272,250		£4,398,000		BUILDING AGENCY
	COTTON	£550,000		£705,000		£705,000		
	RICE	£178,500		£297,500		£525,000		AIRFIELDS
	PINEAPPLES	£152,550		£155,500		£439,000		
	COCONUTS	£219,500		£258,000		£325,000		HYDRAULIC
	POTATOES	£80,000		£300,000		£300,000		
	OTHER	£182,350		£335,350		£715,700		
	TOTALS	£1,918,200		£3,328,600		£7,407,700		
			1953		1955		1960-62 (EST.)	

WORKS PROGRAMME



PREPARED BY THE ECONOMIC RESEARCH DIVISION-KENYA TREASURY
PRINTED BY THE GOVERNMENT PRINTER, NAIROBI
PHOTOGRAPHS BY COURTESY OF THE DEPARTMENT OF INFORMATION
DESIGNED AND PRODUCED BY THE EAST AFRICAN ADVERTISING CONTRACTORS LIMITED